

Scaled data based on original data using
LM-79-08 Approved Method: Electrical and Photometric Measurements of Solid-
State Lighting Products

Test Report Prepared for
Cooper Lighting Solutions
(formerly Eaton)

Brand: STREETWORKS

Report Number: P649742

Luminaire Tested: **GLAN-SA2A-835-U-RW-GRSWH**

Issue Date: 5/27/2021

Test Information

Test Method: LM-79-08
Report Number: P649742
TEST IS SCALED FROM IESNA LM-79-08 TEST DATA (G3-2011-057-8)
Test Lab: INNOVATION CENTER
Issue Date: 5/27/2021
Manufacturer: COOPER LIGHTING SOLUTIONS (FORMERLY EATON)
Product Line: STREETWORKS
Catalog Number: GLAN-SA2A-835-U-RW-GRSWH
Description: GALLEON AREA AND ROADWAY LUMINAIRE
(2) 80 CRI, 3500K, 615mA LIGHTSQUARES WITH 16 LEDS EACH AND RECTANGULAR
WIDE OPTICS WITH WHITE GLARE REDUCTION SHIELD
Light Source: -
Ballast/Driver: ELECTRONIC DRIVER

Summary

Lumens per Lamp: N/A
Luminaire Lumens: 6309.4 lumens
Efficiency: N/A
Efficacy: 100.1 lumens/watt
Luminous Opening: Rectangular (W 0.5' x L: 1' x H: 0')
IES Classification: Type V - Short
BUG Rating: B2 - U0 - G1

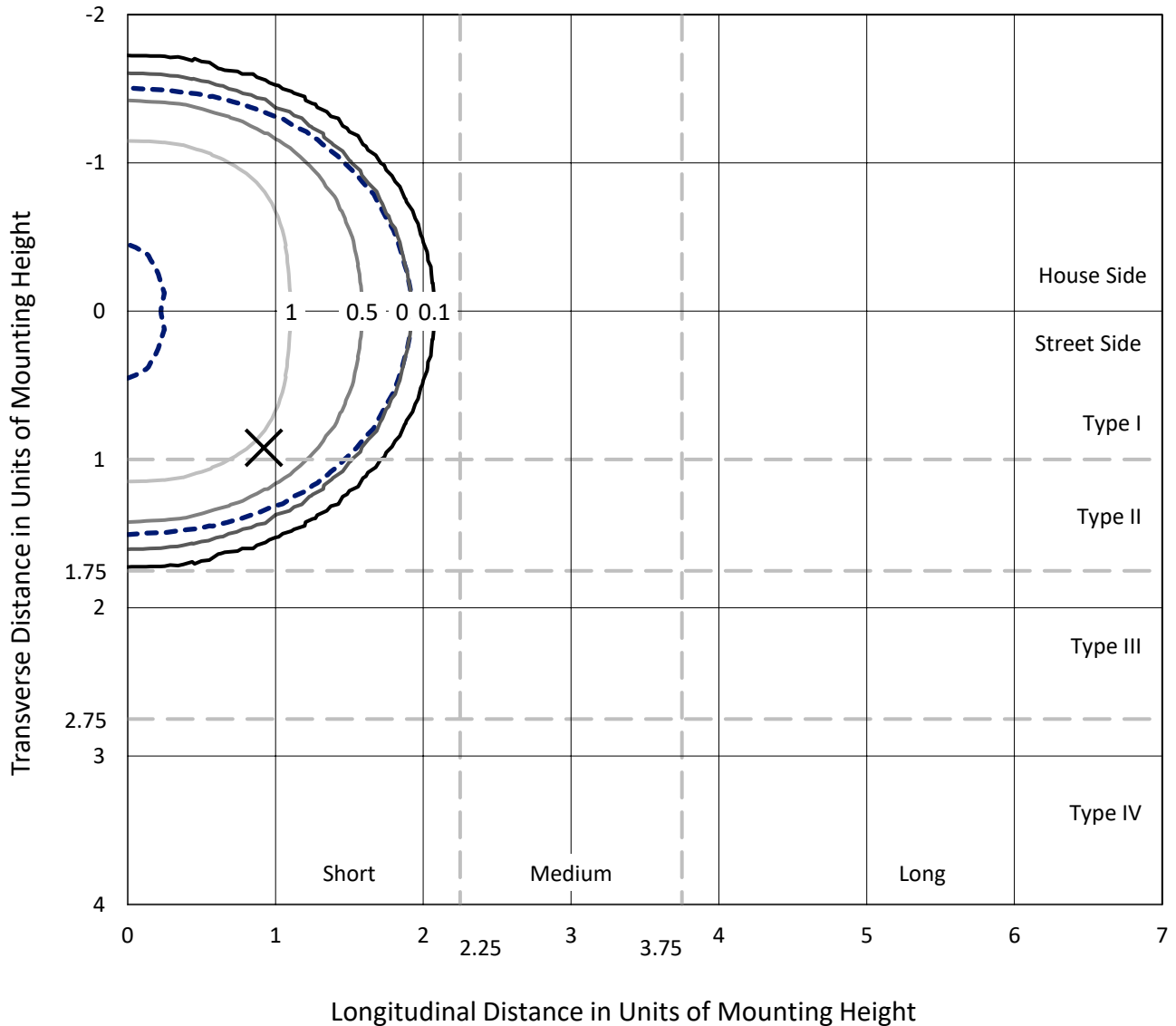
Input Watts (W): 63
Input Voltage (V): NR
Input Current (Ain): NR
Voltage Rise (V): NR
Power Factor: NR
Total Harmonic Distortion (THDi): NR
Frequency (hertz): 60
Stabilization Time: NR
Operation Time: NR
Ambient Temperature (°C): NR
Test Distance: 24 FT



REPORT NUMBER: P649742
 CATALOG NUMBER: GLAN-SA2A-835-U-RW-GRSWH

Iso-Footcandle Lines of Horizontal Illumination

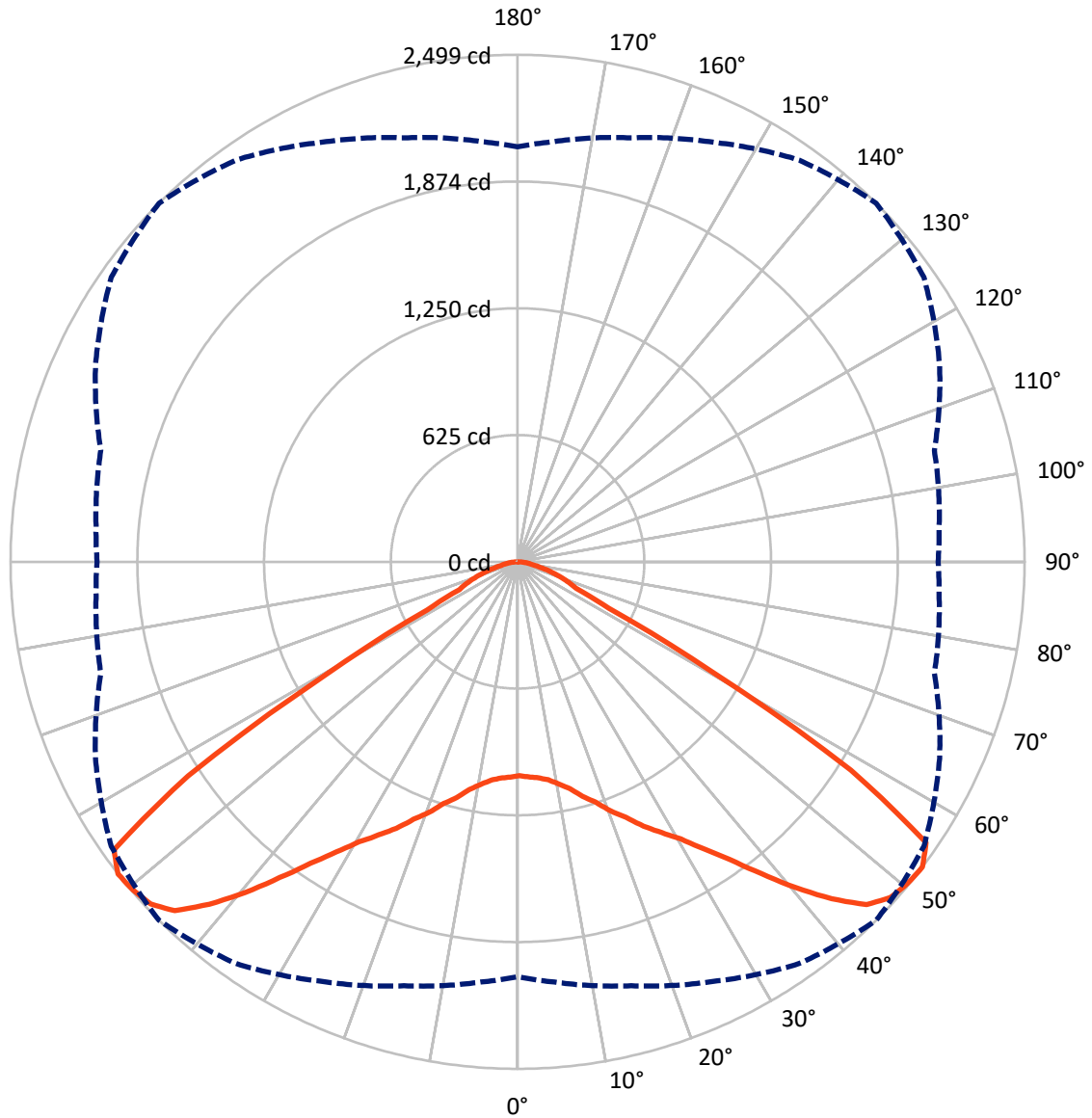
× Max cd
 - - - 1/2 Max cd



Based on 25 foot mounting height. Maximum calculated value = 1.9 fc
 Type V - Short - N/A

REPORT NUMBER: P649742
CATALOG NUMBER: GLAN-SA2A-835-U-RW-GRSWH

Luminous Intensity Polar Plot



— Vertical Plane Through 45-Deg Lateral - - - Horizontal Cone Through 52.5-Deg Vertical

REPORT NUMBER: P649742
 CATALOG NUMBER: GLAN-SA2A-835-U-RW-GRSWH

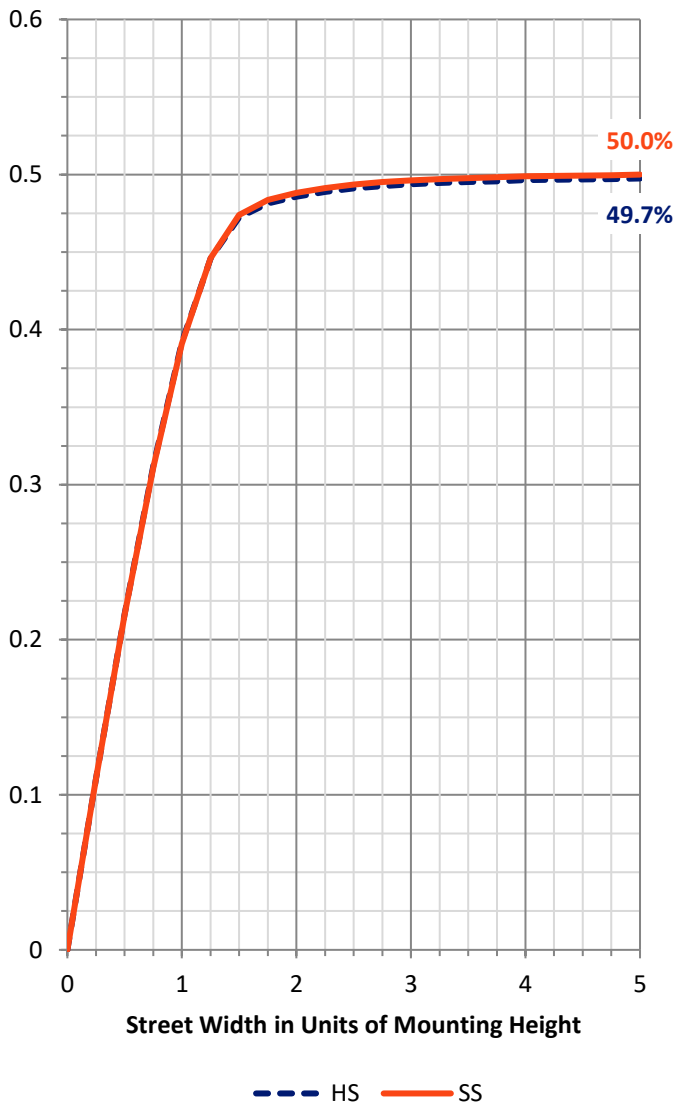
FLUX DISTRIBUTION:

		Downward	Upward	Total
House Side	Lumens	3154.7	0.0	3154.7
	% Fixture	50.0	0.0	50.0
Street Side	Lumens	3154.7	0.0	3154.7
	% Fixture	50.0	0.0	50.0
Total	Lumens	6309.4	0.0	6309.4
	% Fixture	100.0	0.0	100.0

ZONAL LUMENS:

Zone	Lumens	% Fixture
0°-10°	103.6	1.6
10°-20°	340.5	5.4
20°-30°	648.3	10.3
30°-40°	1113.1	17.6
40°-50°	1710.9	27.1
50°-60°	1737.3	27.5
60°-70°	484.2	7.7
70°-80°	142.8	2.3
80°-90°	28.8	0.5
90°-100°	0.0	0.0
100°-110°	0.0	0.0
110°-120°	0.0	0.0
120°-130°	0.0	0.0
130°-140°	0.0	0.0
140°-150°	0.0	0.0
150°-160°	0.0	0.0
160°-170°	0.0	0.0
170°-180°	0.0	0.0
0°-90°	6309.4	100.0
0°-180°	6309.4	100.0

Coefficient of Utilization



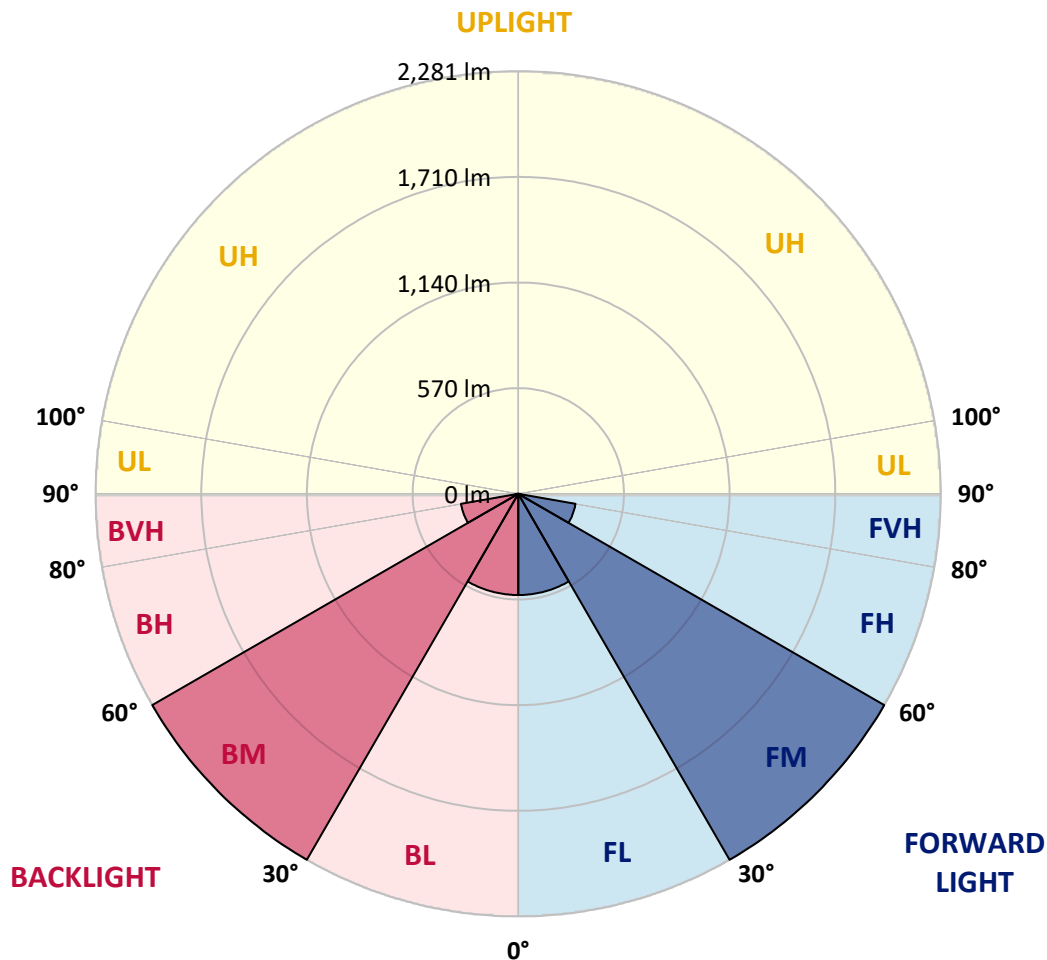
REPORT NUMBER: P649742
 CATALOG NUMBER: GLAN-SA2A-835-U-RW-GRSWH

LUMINAIRE CLASSIFICATION SYSTEM LUMEN TABLE AND BUG RATING:

Zone	Lumens	% Fixture	Zone Rating/Lumen Limit		
			B	U	G
FL (0°-30°)	546.2	8.7			
FM (30°-60°)	2280.6	36.1			
FH (60°-80°)	313.5	5.0			G0/660
FVH (80°-90°)	14.4	0.2			G1/100
BL (0°-30°)	546.2	8.7	B2/1000		
BM (30°-60°)	2280.6	36.1	B2/2500		
BH (60°-80°)	313.5	5.0	B1/500		G0/660
BVH (80°-90°)	14.4	0.2			G1/100
UL (90°-100°)	0.0	0.0		U0/0	
UH (100°-180°)	0.0	0.0		U0/0	

BUG Rating: B2-U0-G1

Type V Short





REPORT NUMBER: P649742

CATALOG NUMBER: GLAN-SA2A-835-U-RW-GRSWH

CANDELA DISTRIBUTION (FULL):

	0°	5°	15°	25°	35°	45°	55°	65°	75°	85°	90°
0°	1054.7	1054.7	1054.7	1054.7	1054.7	1054.7	1054.7	1054.7	1054.7	1054.7	1054.7
2.5°	1057.0	1046.1	1050.0	1052.4	1062.5	1061.7	1059.4	1062.5	1065.7	1066.4	1064.9
5°	1056.3	1048.4	1051.6	1053.9	1064.1	1069.6	1068.0	1081.3	1090.7	1088.4	1100.1
7.5°	1050.0	1054.7	1050.8	1062.5	1071.1	1084.5	1098.5	1111.1	1122.8	1136.1	1138.5
10°	1064.1	1064.1	1071.1	1080.5	1103.2	1113.4	1133.8	1151.8	1174.5	1190.2	1183.9
12.5°	1079.0	1081.3	1081.3	1105.6	1124.4	1147.1	1165.9	1190.2	1222.3	1241.1	1250.5
15°	1093.9	1095.4	1103.2	1136.1	1164.3	1200.3	1217.6	1239.5	1257.5	1292.7	1293.5
17.5°	1107.2	1115.8	1139.3	1176.1	1211.3	1245.8	1273.2	1295.9	1311.5	1325.6	1322.5
20°	1157.3	1163.5	1187.8	1224.6	1277.1	1310.7	1320.1	1324.1	1334.2	1362.4	1353.8
22.5°	1205.8	1208.2	1230.9	1287.3	1324.1	1368.7	1378.9	1376.5	1380.4	1387.5	1400.0
25°	1255.9	1259.8	1291.2	1338.9	1390.6	1443.9	1452.5	1434.5	1429.0	1436.8	1437.6
27.5°	1320.1	1320.9	1360.9	1402.4	1461.1	1511.2	1524.5	1510.4	1484.6	1490.8	1501.0
30°	1401.6	1396.1	1436.0	1495.5	1557.4	1585.6	1608.3	1601.2	1573.0	1567.6	1559.0
32.5°	1495.5	1497.1	1533.1	1598.1	1638.8	1685.8	1710.1	1698.3	1680.3	1670.9	1676.4
35°	1627.9	1634.9	1659.2	1713.2	1779.0	1802.5	1840.8	1815.8	1768.8	1780.5	1790.7
37.5°	1736.7	1757.1	1802.5	1866.7	1905.8	1948.9	1963.0	1929.3	1894.9	1880.8	1914.4
40°	1903.5	1897.2	1947.3	2011.5	2069.5	2112.5	2094.5	2060.9	1975.5	1976.3	1985.7
42.5°	2046.8	2049.9	2088.3	2165.0	2244.1	2270.7	2213.5	2131.3	2036.6	2026.4	2046.8
45°	2167.3	2179.9	2201.8	2304.4	2381.9	2410.9	2305.2	2208.1	2081.2	2038.9	2072.6
47.5°	2210.4	2230.8	2278.5	2372.5	2449.2	2472.7	2388.2	2248.8	2122.7	2053.8	2071.8
50°	2216.7	2209.6	2287.9	2374.1	2441.4	2492.3	2417.9	2278.5	2112.5	2076.5	2071.0
52.5°	2045.2	2079.6	2163.4	2281.7	2417.9	2499.3	2444.5	2295.0	2126.6	2085.9	2072.6
55°	1655.3	1614.5	1767.2	1966.1	2216.7	2443.0	2435.1	2303.6	2135.2	2101.6	2083.6
57.5°	923.9	935.7	1021.8	1237.9	1561.3	1937.1	2165.0	2212.8	2131.3	2111.8	2121.1
60°	427.5	431.4	468.2	569.2	769.7	1098.5	1398.4	1703.0	1843.2	1871.4	1871.4
62.5°	318.7	317.1	326.5	344.5	386.8	505.0	674.2	916.1	1108.7	1243.4	1278.6
65°	288.1	287.4	292.1	298.3	301.5	317.9	355.5	429.9	492.5	528.5	522.3
67.5°	252.1	251.3	252.9	256.8	262.3	270.9	280.3	296.0	317.9	316.3	312.4
70°	203.6	203.6	205.9	209.1	215.3	225.5	236.5	247.4	266.2	270.1	269.4
72.5°	150.3	148.0	152.7	158.9	165.2	177.7	189.5	199.7	213.0	216.9	215.3
75°	95.5	97.1	100.2	107.3	118.2	126.8	139.4	148.0	156.6	159.7	160.5
77.5°	53.2	54.8	60.3	68.9	79.9	89.3	100.2	107.3	112.8	113.5	114.3
80°	32.1	32.9	38.4	46.2	55.6	65.8	74.4	81.4	86.1	83.8	83.0
82.5°	19.6	20.4	25.1	32.1	39.9	47.8	57.2	63.4	68.1	65.0	61.9
85°	10.2	11.0	14.9	19.6	25.8	29.8	29.8	26.6	25.8	24.3	23.5
87.5°	3.1	3.1	3.9	4.7	3.9	4.7	5.5	6.3	6.3	7.0	6.3
90°	0.0	0.0	0.0	0.0	0.0	0.0	0.0	0.0	0.0	0.0	0.0

(END OF REPORT)